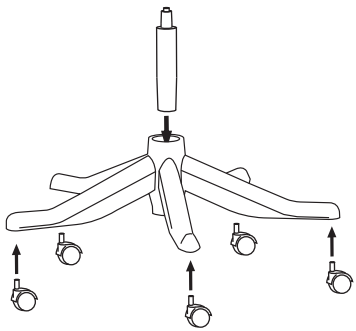
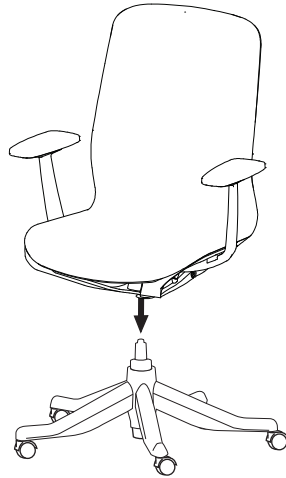


Assembly Instruction

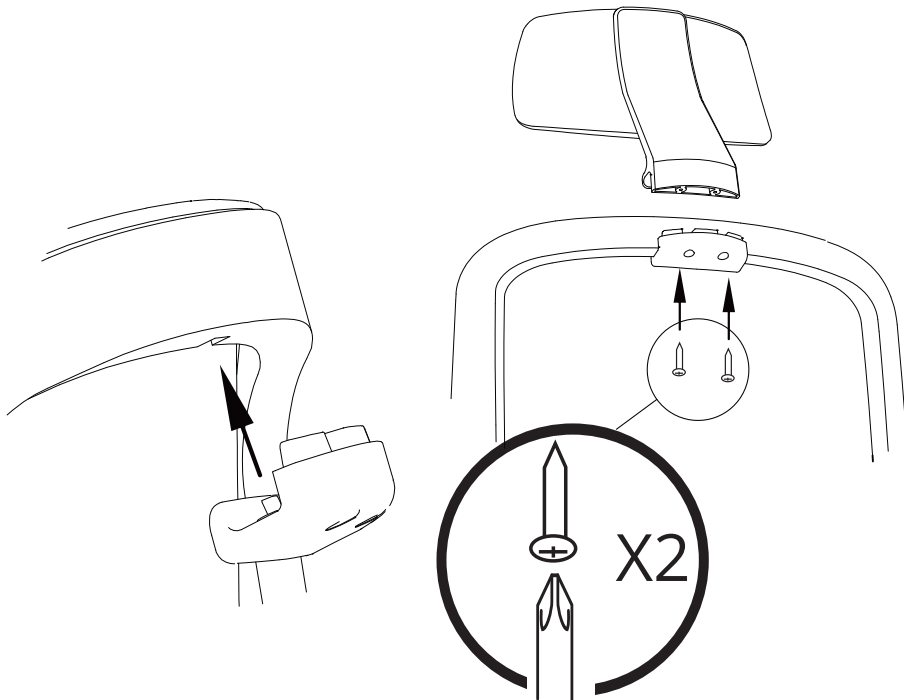
1



2



Only applicable for 1379 model.



AIRE Models 1379BNAA88V 1379BNAA89V 1378BNAA88V 1378BNAA89V

User Instructions

- A Seat Height Adjustment**
Flip up lever on right-side to raise or lower seat. Adjust such that your feet are adequately supported on floor.
- B Tilt Limiter**
The Tilt Limiter knob lets you limit the recline range to one of four settings. Rotate forward to reduce range.
- C Armpad Angle**
Grasp armpads and rotate them inwards or outwards to adjust elbow support to suite specific tasks. An inward position works during keyboard use, while an outward position is recommended during mousing.
- D Armrest Depth**
Grasp armpads and push them forwards and backwards to suite your arm support.
- E Headrest Height** (Only applicable for 1379 model)
Adjust height by holding both sides of headrest and pull up or down to your desired height.

